

Shareholding Pattern under Regulation 31 of SEBI (Listing Obligations and Disclosure Requirements) Regulations, 2015

1.	Name of Listed Entity: Aarvee Denims & Exports Limited
2.	Scrip Code/Name of Scrip/Class of Security: 514274
3.	Share Holding Pattern Filed under: Reg. 31(1)(a) /Reg. 31(1)(b)/ Reg. 31(1)(c)
	a. If under 31(1)(b) then indicate the report for Quarter ending
	b. If under 31(1)(c) then indicate date of allotment/extinguishment
4.	Declaration: The Listed entity is required to submit the following declaration to the extent of submission of information:-

	Particulars	Yes*	No*
1	Whether the Listed Entity has issued any partly paid up shares?		No
2	Whether the Listed Entity has issued any Convertible Securities or Warrants?		No
3	Whether the Listed Entity has any shares against which depository receipts are issued?		No
4	Whether the Listed Entity has any shares in locked-in?		No
5	Whether any shares held by promoters are pledge or otherwise encumbered?	Yes	

* If the Listed Entity selects the option 'No' for the questions above, the columns for the partly paid up shares, Outstanding Convertible Securities/Warrants, depository receipts, locked-in shares, No of shares pledged or otherwise encumbered by promoters, as applicable, shall not be displayed at the time of dissemination on the Stock Exchange website. Also wherever there is 'No' declared by Listed Entity in above table the values will be considered as 'Zero' by default on submission of the format of holding of specified securities.

GENERATED ON :02/07/2017 NSDL : 30/06/2017 CDSL :30/06/2017




Aarvee Denims & Exports Limited

Table I - Summary Statement holding of specified securities

Category	Category of shareholder	Nos. of shareholders	No. of fully paid up equity shares held	No. of Partly paid-up equity shares held	No. of shares underlying Depository Receipts	Total nos. shares held	Shareholding as a % of total no. of shares (calculated as per SCRR, 1957)	Number of Voting Rights held in each class of securities				Shares Underlying Outstanding convertible securities (including	ing, as a % assuming full conversion of convertible securities	Number of Locked in shares		Number of Shares pledged or otherwise encumbered		Number of equity shares held in dematerialised form
								No of Voting Rights			Total as a % of (A+B+C)			No. (a)	As a % of total Shares held(b)	No. (a)	As a % of total Shares held(b)	
								Class eg: X	Class eg: y	Total								
(I)	(II)	(III)	(IV)	(V)	(VI)	(VII) =	(VIII) As a	(IX)				(X)	(XI)=	(XII)		(XIII)		(XIV)
(A)	Promoter & Promoter Group	38	15436303	0	0	15436303	65.7990	15436303	0	15436303	65.7990	0	65.7990	0	0.0000	350000	2.267300	15436303
(B)	Public	10391	8023497	0	0	8023497	34.2010	8023497	0	8023497	34.2010	0	34.2010	0	0.0000	NA	NA	7346984
(C)	Non Promoter - Non Public			0	0				0			0		0.0000	NA	NA		
(C1)	Shares Underlying DRs	0	0	0	0	0	0.0000	0	0	0	0.0000	0	0.0000	0	0.0000	NA	NA	0
(C2)	Shares Held By Employee Trust	0	0	0	0	0	0.0000	0	0	0	0.0000	0	0.0000	0	0.0000	NA	NA	0
	Total	10429	23459800	0	0	23459800	100.0000	23459800	0	23459800	100.0000	0	100.0000	0	0.0000	350000	1.491900	22783287


GENERATED ON :02/07/2017 NSDL : 30/06/2017 CDSL



Aarvee Denims & Exports Limited

Table II - Statement showing shareholding pattern of the Promoter and Promoter Group

Category & Name of the shareholders	PAN	Nos. of shareholders	No. of fully paid up equity shares held	Partly paid-up equity shares held	No. of shares underlying Depository Receipts	Total nos. shares held	Shareholding % calculated as per SCRR, 1957 As a % of (A+B+C2)	Number of Voting Rights held in each class of securities			Shares Underlying Outstanding convertible securities (including	ing, as a % assuming full conversion of convertible securities	Number of Locked in shares		Number of Shares pledged or otherwise encumbered		Number of equity shares held in dematerialised form		
								No of Voting Rights					Total as a % of (A+B+C)	No. (a)	As a % of total Shares held(b)	No. (a)		As a % of total Shares held(b)	
								Class eg: X	Class eg: y	Total									
(I)	(II)	(III)	(IV)	(V)	(VI)	(VII) =	(VIII) As a	(IX)			(X)	(XI)=	(XII)		(XIII)		(XIV)		
1	Indian																		
(a)	Individuals / Hindu Undivided Family	29	8815060	0	0	8815060	37.5752	8815060	0	8815060	37.5752	0	37.5752	0	0.0000	350000	3.9705	8815060	
	Parmanand Arora	AAJPA1201E	1899533	0	0	1899533	8.0970	1899533	0	1899533	8.0970	0	8.0970	0	0.0000	0	0.0000	1899533	
	Rajesh Arora	AAEPA3156F	1072645	0	0	1072645	4.5723	1072645	0	1072645	4.5723	0	4.5723	0	0.0000	0	0.0000	1072645	
	Rita Arora	ADEPA8588J	823362	0	0	823362	3.5097	823362	0	823362	3.5097	0	3.5097	0	0.0000	0	0.0000	823362	
	Pari Bhogilal Laxmichand	AABHV0094A	718932	0	0	718932	3.0645	718932	0	718932	3.0645	0	3.0645	0	0.0000	0	0.0000	718932	
	Ashish Shah	ACAPS7136H	585000	0	0	585000	2.4936	585000	0	585000	2.4936	0	2.4936	0	0.0000	0	0.0000	585000	
	Kalpesh Shah	ACAPS7135E	465300	0	0	465300	1.9834	465300	0	465300	1.9834	0	1.9834	0	0.0000	0	0.0000	465300	
	Parul Shah	ABVPS5468A	425641	0	0	425641	1.8143	425641	0	425641	1.8143	0	1.8143	0	0.0000	0	0.0000	425641	
	Bela Shah	ABXPS1281R	363991	0	0	363991	1.5516	363991	0	363991	1.5516	0	1.5516	0	0.0000	0	0.0000	363991	
	Sushilaben Shah	ASKPS2954D	290600	0	0	290600	1.2387	290600	0	290600	1.2387	0	1.2387	0	0.0000	0	0.0000	290600	
	Pankil K. Shah	ALXPS5120P	269600	0	0	269600	1.1492	269600	0	269600	1.1492	0	1.1492	0	0.0000	87500	32.4555	269600	
	Kashvi Kalpeshbhai Shah	BERPS9990H	261935	0	0	261935	1.1165	261935	0	261935	1.1165	0	1.1165	0	0.0000	0	0.0000	261935	
	Anuj Ashish Shah	CUUPS3511E	244389	0	0	244389	1.0417	244389	0	244389	1.0417	0	1.0417	0	0.0000	87500	35.8036	244389	
	Pankil Kalpeshbhai Shah	AAKHP3848K	224164	0	0	224164	0.9555	224164	0	224164	0.9555	0	0.9555	0	0.0000	0	0.0000	224164	
	Nipun V. Arora	ABJPA5013H	142475	0	0	142475	0.6073	142475	0	142475	0.6073	0	0.6073	0	0.0000	87500	61.4143	142475	
	Pankaj V. Arora	AENPA3914N	132425	0	0	132425	0.5645	132425	0	132425	0.5645	0	0.5645	0	0.0000	87500	66.0751	132425	
	Heena Khanna	AECA0760R	122951	0	0	122951	0.5241	122951	0	122951	0.5241	0	0.5241	0	0.0000	0	0.0000	122951	
	Somni Arora	AFKPA9227J	116760	0	0	116760	0.4977	116760	0	116760	0.4977	0	0.4977	0	0.0000	0	0.0000	116760	
	Karishma Pankilbhai Shah	BISPS7098P	110000	0	0	110000	0.4689	110000	0	110000	0.4689	0	0.4689	0	0.0000	0	0.0000	110000	
	Vinod P. Arora	AAJPA4266D	80000	0	0	80000	0.3410	80000	0	80000	0.3410	0	0.3410	0	0.0000	0	0.0000	80000	
	Jhanvi Nipunkumar Arora	BBAPA2291R	75790	0	0	75790	0.3231	75790	0	75790	0.3231	0	0.3231	0	0.0000	0	0.0000	75790	
	Sarthak Pankajkumar Arora	BAYPA4643Q	75790	0	0	75790	0.3231	75790	0	75790	0.3231	0	0.3231	0	0.0000	0	0.0000	75790	
	Chinmaya Pankajkumar Arora	BAYPA4573R	75786	0	0	75786	0.3230	75786	0	75786	0.3230	0	0.3230	0	0.0000	0	0.0000	75786	
	Bhriugu Nipunkumar Arora	BBAPA2292N	75785	0	0	75785	0.3230	75785	0	75785	0.3230	0	0.3230	0	0.0000	0	0.0000	75785	
	Shah Kalpesh Virendrabhai	AAMHS5274A	60300	0	0	60300	0.2570	60300	0	60300	0.2570	0	0.2570	0	0.0000	0	0.0000	60300	
	T.P. Vinodkumar	AABHT4838C	35000	0	0	35000	0.1492	35000	0	35000	0.1492	0	0.1492	0	0.0000	0	0.0000	35000	
	Anoli Ashishbhai Shah	BFCPS9551J	23600	0	0	23600	0.1006	23600	0	23600	0.1006	0	0.1006	0	0.0000	0	0.0000	23600	
	Renu V. Arora	AAEPA7615F	23306	0	0	23306	0.0993	23306	0	23306	0.0993	0	0.0993	0	0.0000	0	0.0000	23306	
	Preeti N. Arora	ABJPA5012G	10000	0	0	10000	0.0426	10000	0	10000	0.0426	0	0.0426	0	0.0000	0	0.0000	10000	
	Shikha P. Arora	ABAPC4183F	10000	0	0	10000	0.0426	10000	0	10000	0.0426	0	0.0426	0	0.0000	0	0.0000	10000	
	Central Government / State Government(s)		0	0	0	0	0.0000	0	0	0	0.0000	0	0.0000	0	0.0000	0	0.0000	0	
	Financial Institutions / Banks		0	0	0	0	0.0000	0	0	0	0.0000	0	0.0000	0	0.0000	0	0.0000	0	
	Any Other (Specify)		9	6621243	0	0	6621243	28.2238	6621243	0	6621243	28.2238	0	28.2238	0	0.0000	0	0.0000	6621243
	Bodies Corporate		9	6621243	0	0	6621243	28.2238	6621243	0	6621243	28.2238	0	28.2238	0	0.0000	0	0.0000	6621243
	V. B. Investment Pvt. Ltd.	AAACV6252G	1988165	0	0	1988165	8.4748	1988165	0	1988165	8.4748	0	8.4748	0	0.0000	0	0.0000	1988165	
	Kashvi Investments Pvt.Ltd.	AAACK6237G	1388200	0	0	1388200	5.9174	1388200	0	1388200	5.9174	0	5.9174	0	0.0000	0	0.0000	1388200	
	Twenty First Century Marketing Ltd.	AAABCT6792N	1154250	0	0	1154250	4.9201	1154250	0	1154250	4.9201	0	4.9201	0	0.0000	0	0.0000	1154250	
	Shipa Fabrics Pvt. Ltd.	AAACK6236H	685900	0	0	685900	2.9237	685900	0	685900	2.9237	0	2.9237	0	0.0000	0	0.0000	685900	
	Ennbee Textiles Pvt. Ltd.	AAACL2693P	579600	0	0	579600	2.4706	579600	0	579600	2.4706	0	2.4706	0	0.0000	0	0.0000	579600	
	Rentex Weavers Ltd.	AAACK8764A	569850	0	0	569850	2.4290	569850	0	569850	2.4290	0	2.4290	0	0.0000	0	0.0000	569850	
	Vee Bee Textiles Private Limited	AAACV7170K	140000	0	0	140000	0.5968	140000	0	140000	0.5968	0	0.5968	0	0.0000	0	0.0000	140000	
	Bhansali Tradelink Private Limited	AAACB6334K	62500	0	0	62500	0.2664	62500	0	62500	0.2664	0	0.2664	0	0.0000	0	0.0000	62500	
	Pee Vee Synthetics Pvt. Ltd.	AAACP0913E	52778	0	0	52778	0.2250	52778	0	52778	0.2250	0	0.2250	0	0.0000	0	0.0000	52778	
	Sub Total (A)(1)		38	15436303	0	0	15436303	65.7990	15436303	0	15436303	65.7990	0	65.7990	0	0.0000	2.2674	15436303	



2	Foreign																		
(a)	Individuals (Non-Resident Individuals / Foreign Individuals)	0	0	0	0	0	0.0000	0	0	0	0.0000	0	0.0000	0	0.0000	0	0.0000	0	0.0000
(b)	Government	0	0	0	0	0	0.0000	0	0	0	0.0000	0	0.0000	0	0.0000	0	0.0000	0	0.0000
(c)	Institutions	0	0	0	0	0	0.0000	0	0	0	0.0000	0	0.0000	0	0.0000	0	0.0000	0	0.0000
(d)	Foreign Portfolio Investor	0	0	0	0	0	0.0000	0	0	0	0.0000	0	0.0000	0	0.0000	0	0.0000	0	0.0000
(e)	Any Other (Specify)	0	0	0	0	0	0.0000	0	0	0	0.0000	0	0.0000	0	0.0000	0	0.0000	0	0.0000
	Sub Total (A)(2)	0	0	0	0	0	0.0000	0	0	0	0.0000	0	0.0000	0	0.0000	0	0.0000	0	0.0000
	Total Shareholding Of Promoter And Promoter Group (A)= (A)(1)+(A)(2)	38	15436303	0	0	15436303	65.7990	15436303	0	15436303	65.7990	0	65.7990	0	0.0000	350000	2.2674	15436303	



Aarvee Denims & Exports Limited

Table III - Statement showing shareholding pattern of the Public shareholder

Category & Name of the shareholders	PAN	Nos. of shareholders	No. of fully paid up equity shares held	Partly paid-up equity shares held	No. of shares underlying Depository Receipts	Total nos. shares held	Shareholding % calculated as per SCRR, 1957 As a % of (A+B+C2)	Number of Voting Rights held in each class of securities			No. of Shares Underlying Outstanding convertible securities (including Warrants)	Shareholding, as a % assuming full conversion of convertible securities (as a percentage of diluted share capital)	Number of Locked in shares		Number of Shares pledged or otherwise encumbered		Number of equity shares held in dematerialised form	
								Class eg: X	No of Voting Rights				Total as a % of (A+B+C)	No. (a)	As a % of total Shares held(b)	No. (a)		As a % of total Shares held(b)
									Class eg: y	Total								
(I)	(II)	(III)	(IV)	(V)	(VI)	(VII) =	(VIII) As a	(IX)			(X)	(XI)=	(XII)		(XIII)		(XIV)	
1																		
Institutions																		
(a) Mutual Fund		0	0	0	0	0	0.0000	0	0	0	0.0000	0	0.0000	0	0.0000	NA	NA	0
(b) Venture Capital Funds		0	0	0	0	0	0.0000	0	0	0	0.0000	0	0.0000	0	0.0000	NA	NA	0
(c) Alternate Investment Funds		0	0	0	0	0	0.0000	0	0	0	0.0000	0	0.0000	0	0.0000	NA	NA	0
(d) Foreign Venture Capital Investors		0	0	0	0	0	0.0000	0	0	0	0.0000	0	0.0000	0	0.0000	NA	NA	0
(e) Foreign Portfolio Investor		1	3022820	0	0	3022820	12.8851	3022820	0	3022820	12.8851	0	12.8851	0	0.0000	NA	NA	3022820
Deg-Deutsche Investitions -Und Entwicklungsgesellschaft Mbh	AAACD1538R		3022820	0	0	3022820	12.8851	3022820	0	3022820	12.8851	0	12.8851	0	0.0000	NA	NA	3022820
(f) Financial Institutions / Banks		1	300	0	0	300	0.0013	300	0	300	0.0013	0	0.0013	0	0.0000	NA	NA	0
(g) Insurance Companies		1	493758	0	0	493758	2.1047	493758	0	493758	2.1047	0	2.1047	0	0.0000	NA	NA	493758
United India Insurance Company Limited	AAACU5552C		493758	0	0	493758	2.1047	493758	0	493758	2.1047	0	2.1047	0	0.0000	NA	NA	493758
(h) Provident Funds/ Pension Funds		0	0	0	0	0	0.0000	0	0	0	0.0000	0	0.0000	0	0.0000	NA	NA	0
(i) Any Other (Specify)		0	0	0	0	0	0.0000	0	0	0	0.0000	0	0.0000	0	0.0000	NA	NA	0
Sub Total (B)(1)		3	3516878	0	0	3516878	14.9911	3516878	0	3516878	14.9911	0	14.9911	0	0.0000	NA	NA	3516578
2																		
Central Government/ State Government(s)/ President of India																		
Sub Total (B)(2)		0	0	0	0	0	0.0000	0	0	0	0.0000	0	0.0000	0	0.0000	NA	NA	0
3																		
Non-Institutions																		
(a) Individuals			0	0										0		NA	NA	
i. Individual shareholders holding nominal share capital up to Rs. 2		9978	2366431	0	0	2366431	10.0872	2366431	0	2366431	10.0872	0	10.0872	0	0.0000	NA	NA	1690218
ii. Individual shareholders holding nominal share capital in excess of Rs.		4	157149	0	0	157149	0.6699	157149	0	157149	0.6699	0	0.6699	0	0.0000	NA	NA	157149
(b) NBFCs registered with RBI		0	0	0	0	0	0.0000	0	0	0	0.0000	0	0.0000	0	0.0000	NA	NA	0
(c) Employee Trusts		0	0	0	0	0	0.0000	0	0	0	0.0000	0	0.0000	0	0.0000	NA	NA	0
(d) Overseas Depositories(holding DRs) (balancing figure)		0	0	0	0	0	0.0000	0	0	0	0.0000	0	0.0000	0	0.0000	NA	NA	0
(e) Any Other (Specify)		406	1983039	0	0	1983039	8.4529	1983039	0	1983039	8.4529	0	8.4529	0	0.0000	NA	NA	1983039
Trusts		2	80000	0	0	80000	0.3410	80000	0	80000	0.3410	0	0.3410	0	0.0000	NA	NA	80000
Hindu Undivided Family		147	119331	0	0	119331	0.5087	119331	0	119331	0.5087	0	0.5087	0	0.0000	NA	NA	119331
Non Resident Indians (Non Repat)		24	28973	0	0	28973	0.1235	28973	0	28973	0.1235	0	0.1235	0	0.0000	NA	NA	28973



Non Resident Indians (Repat)		43	1515115	0	0	1515115	6.4583	1515115	0	1515115	6.4583	0	6.4583	0	0.0000	NA	NA	1515115
Devangkumar Narendrakumar Sanghavi	BFEPS4333C		1490000	0	0	1490000	6.3513	1490000	0	1490000	6.3513	0	6.3513	0	0.0000	NA	NA	1490000
Clearing Member		88	62066	0	0	62066	0.2646	62066	0	62066	0.2646	0	0.2646	0	0.0000	NA	NA	62066
Bodies Corporate		102	177554	0	0	177554	0.7568	177554	0	177554	0.7568	0	0.7568	0	0.0000	NA	NA	177554
Sub Total (B)(3)		10388	4506619	0	0	4506619	19.2100	4506619	0	4506619	19.2100	0	19.2100	0	0.0000	NA	NA	3830406
Total Public Shareholding (B)= (B)(1)+(B)(2)+(B)(3)		10391	8023497	0	0	8023497	34.2010	8023497	0	8023497	34.2010	0	34.2010	0	0.0000	NA	NA	7346984

Details of the shareholders acting as persons in Concert including their Shareholding (No. and %):

No. of shareholders	No. of

Details of Shares which remain unclaimed may be given hear along with details such as number of shareholders, outstanding shares held in demat/unclaimed suspense account, voting rights which are frozen etc.

Not

(1) PAN would not be displayed on website of Stock Exchange(s).


(2) The above format needs to disclose name of all holders holding more than 1% of total number of shares

(3) W.r.t. the information pertaining to Depository Receipts, the same may be disclosed in the respective columns to the extent information available and the balance to be disclosed as held by custodian.

GENERATED ON :02/07/2017

NSDL : 30/06/2017

CDSL



Aarvee Denims & Exports Limited
Table IV - Statement showing shareholding pattern of the Non Promoter- Non Public shareholder

	Category & Name of the shareholders	PAN	Nos. of shareholders	No. of fully paid up equity shares held	Partly paid-up equity shares held	No. of shares underlying Depository Receipts	Total nos. shares held	Shareholding % calculated as per SCRR, 1957 As a % of (A+B+C2)	Number of Voting Rights held in each class of securities				Shares Underlying Outstanding convertible securities (including	ing, as a % assuming full conversion of convertible securities	Number of Locked in shares		Number of Shares pledged or otherwise encumbered		Number of equity shares held in dematerialised form
									No of Voting Rights			Total as a % of (A+B+C)			No. (a)	As a % of total Shares held(b)	No. (a)	As a % of total Shares held(b)	
									Class eg: X	Class eg: y	Total								
(I)	(II)	(III)	(IV)	(V)	(VI)	(VII) =	(VIII) As a	(IX)			(X)	(XI)=	(XII)		(XIII)		(XIV)		
1	Custodian/DR Holder		0	0	0	0	0	0.0000	0	0	0	0.0000	0	0.0000	0	0.0000	NA	NA	0
2	Employee Benefit Trust (under SEBI (Share based Employee Benefit)		0	0	0	0	0	0.0000	0	0	0	0.0000	0	0.0000	0	0.0000	NA	NA	0
	Total Non-Promoter- Non Public Shareholding (C)= (C)(1)+(C)(2)		0	0	0	0	0	0.0000	0	0	0	0.0000	0	0.0000	0	0.0000	NA	NA	0

Note :

(1) PAN would not be displayed on website of Stock Exchange(s).

(2) The above format needs to disclose name of all holders holding more than 1% of total number of shares

(3) W.r.t. the information pertaining to Depository Receipts, the same may be disclosed in the respective columns to the extent information available and the balance to be disclosed as held by custodian.

GENERATED ON :02/07/2017

NSDL : 30/06/2017

CDSL

